 <b>XB Connectivity</b>	Doc. No.	MICRO-A0162-31	Page No.	1/8
	Date Issued	2015-04-06	Prepared by	Josephine
	Date revised	2018-11-23	checked by	Jay
<b>Product Specification</b>	Rev. No.	01	Approved by	Mei Chen
<b>Title : MICRO USB CONN</b>				

## SCOPE (适用范围)

This specification covers the performance, tests and quality requirements for the Micro USB Connector.(本规范涵盖了 Micro USB 连接器的性能、测试和质量要求。)

## 1. PRODUCT DESCRIPTION (产品描述)

DESCRIPTION (描述)	Part Number (料号)
MICRO USB连接器 母座2脚立插 卷边加高8.1,镀镍不锈钢	U255-051N-4BH73-SS

## 2. APPLICABLE DOCUMENT (XB CONNECTIVITY 适用文件)


The following documents form a part of this specification to the extent specified herein. In the event of conflict between the requirements of this specification and the product drawing, the product drawing shall take precedence. In the event of conflict between the requirements of this specification and the referenced documents, this specification shall take precedence. (下列文件构成本规范的一部分，在此规定的范围内。本规范要求与产品图纸有冲突时，以产品图纸为准。如果本规范的要求与参考文件发生冲突，应以本规范为准。)

- EIA 364 Test procedures for electrical connector (EIA364电子连接器的测试程序)
- UL 94-V0 Flammability standard (UL 94-V0 阻燃性标准)

## 3. REQUIREMENTS (要求)

### 3.1. Design and Structure (设计和结构)

Product shall be of the design, structure and physical dimensions specified on the applicable product drawing. (XB Connectivity 产品的设计、结构和物理尺寸参考所适用的产品图纸)

 <b>XB Connectivity</b>	Doc. No.	MICRO-A0162-31	Page No.	2/8
	Date Issued	2015-04-06	Prepared by	Josephine
	Date revised	2018-11-23	checked by	Jay
<b>Product Specification</b>	Rev. No.	01	Approved by	Mei Chen
<b>Title : MICRO USB CONN</b>				

### 3.2. Materials/ Finish (材料/表面处理)

Materials used in the structure of product shall be as specified on the applicable product drawing. (XB Connectivity 产品结构中使用的材料参考所适用的产品图纸)

### 4.3. Ratings (额定功率)

XB Connectivity Item (项目)	Standard (标准)	
Rated Voltage (Maximum)额定电压	30V	AC
Rated Current (Maximum)额定电流	1.8A	
Operating temperature range工作温度范围	-40℃~+85℃ From -40 to +85 degree centigrade	
Storage Temperature Range储存温度范围	-40℃~+85℃ From -40 to +85 degree centigrade	

### 5. TEST STANDARD (XB CONNECTIVITY 测试标准)

Unless otherwise specified, the standard range of atmospheric conditions for making measurements and tests are as follows (除另有说明外, 用以进行测量和测试的标准环境条件范围如下)

5.1 Ambient temperature (环境温度) : 5℃ to 35℃

5.2 Relative humidity (相对湿度) : 45% to 85%


5.3 Air pressure (气压) : 86Kpa to 106Kpa

### 6. HOWEVER, IF DOUBTS ARISE CONCERNING JUDGMENTS. PERFORM UNDER THE FOLLOWING STANDARD CONDITIONS. (但是, 如果对判决产生疑问, 按照下列标准条件执行)

Temperature (温度) : 23±1℃.

Humidity (湿度) : 50%±2% RH.

Air Pressure (气压) : 86~106kPa

 <b>XB Connectivity</b>	Doc. No.	MICRO-A0162-31	Page No.	3/8
	Date Issued	2015-04-06	Prepared by	Josephine
	Date revised	2018-11-23	checked by	Jay
<b>Product Specification</b>	Rev. No.	01	Approved by	Mei Chen
<b>Title : MICRO USB CONN</b>				


## 7. PERFORMANCE AND TEST DESCRIPTION (性能和测试类型)

### 7.1 APPRARANCE (外观)

ITEM	DESCRIPTION (类型)	TEST CONDITION (测试条件)	REQUIREMENT (要求)
1	<b>Appearance</b> (外观)	<b>Visual.</b> (目视)	<b>Should not have any flaw Scratch discoloration and crushed</b> (无任何裂痕、刮伤、污染和变形)


### 7.2 ELECTRICAL (电气)

ITEM	DESCRIPTION (类型)	TEST CONDITION (测试条件)	REQUIREMENT (要求)
1	<b>Low Level Contact Resistance</b> (接触电阻)	<b>EIA 364-23</b> <b>When measured at 20 mV maximum open circuit at 100 mA Mated test contacts must be in a connector housing.</b> <b>Measurements to include Power,Ground,D+ and D- contacts of connector.</b> (在开路最大电流 100mA 电压 20 mV 最大下测量, 测量对插触点上的电阻必须是组装外壳后的连接器。测量包括电源, 接地, 信号 PIN)	<b>Iniital:50 mΩ maximum.</b> <b>10 mΩ maximum change for post test LLCR.</b> (初始: 50 mΩ 最大 测试后: 10 mΩ 最大变化量)
2	<b>Insulation Resistance</b> (绝缘电阻)	<b>EIA 364-21</b> <b>Apply 250 volts DC between adjacent terminal or ground.</b> (分别在相邻端子或壳体之间施加 250V DC 1mA 的电流持续 1 分钟)	<b>100 MΩ minimum.</b>
3	<b>Dielectric Withstanding Voltage</b> (耐电压)	<b>EIA 364-20</b> <b>Apply 100 Volts AC(RMS) between adjacent terminal or ground.</b> <b>Leakage current: 0.5mA Max.</b> (分别在相邻端子或壳体之间施加 100V AC 1mA 的电流持续 1 分钟, 最大漏电电流 0.5mA)	<b>No Breakdown</b> (没有损坏)

 <b>XB Connectivity</b>	Doc. No.	MICRO-A0162-31	Page No.	4/8
	Date Issued	2015-04-06	Prepared by	Josephine
	Date revised	2018-11-23	checked by	Jay
<b>Product Specification</b>	Rev. No.	01	Approved by	Mei Chen
<b>Title : MICRO USB CONN</b>				

### 7.3 MECHANICAL (机械)


ITEM	DESCRIPTION (类型)	TEST CONDITION (测试条件)	REQUIREMENT (要求)
1	<b>Mating Force (插入力)</b>	<b>EIA364-13</b> <b>Insertion and withdrawal speed :</b> <b>25mm/minute.</b> (将母座焊接在 PCB 板上, 然后将公座以每分钟 25mm 的速度沿轴向插入母座测量其插入力)	<b>35N maximum</b>
2	<b>Un-Mating Force (拔出力)</b>	<b>EIA364-13</b> <b>Insertion and withdrawal speed :</b> <b>25mm/minute.</b> (将母座焊接在 PCB 板上, 然后将公座以每分钟 25mm 的速度沿轴向从母座拔出测量其拔出力)	<b>8-20N</b>
3	<b>Durability (寿命测试)</b>	<b>EIA 364-09</b> <b>Measure contact and shell resistance after Following.Cycle rate of 500 cycles per hour if done automatically and 200 if manual cycle.</b> <b>Automatic cycling : 10000 cycles</b> (将公座及母座焊接在 PCB 上, 然后以机器插拔 500 次/小时, 手动插拔 200 次/小时的速度沿轴向插拔 10000 次)	<b>Meets requirements of product appearance.</b> <b>No physical damage.</b> (符合产品外观要求, 无实物损坏)
4	<b>Random Vibration (机械振动)</b>	<b>EIA 364-28</b> <b>No discontinuities of 1 <math>\mu</math>s or longer duration when mated USB connectors are subjected to 5.35 GRMS. 15 minutes in each of three mutually perpendicular planes.</b> (匹配 USB 公端, 中断不得大于或等于 1 $\mu$ s, 承受 5.35 GRMS, 朝各个相正交的方向各振动 15 分钟)	<b>Appearance (外观) : No Damage (没有损坏)</b> <b>Discontinuity (断讯) :</b> <b>1 <math>\mu</math>sec maximum.</b> (不能超过 1 微秒)

 <b>XB Connectivity</b>	Doc. No.	MICRO-A0162-31	Page No.	5/8
	Date Issued	2015-04-06	Prepared by	Josephine
	Date revised	2018-11-23	checked by	Jay
<b>Product Specification</b>	Rev. No.	01	Approved by	Mei Chen
<b>Title : MICRO USB CONN</b>				


5	<b>Mechanical Shock</b> (机械冲击)	<b>EIA 364-27</b> <b>No discontinuities of 1 <math>\mu</math>S or longer duration when mated USB connectors are subjected to 11 ms duration 30 Gs half-sine shock pulses. Three shocks in each direction applied along three mutually perpendicular planes for 18 shocks.</b> (将对插后的连接器固定于冲击试验机上, 中断不得大于或等于 1 $\mu$ s, 施加 11 ms 持续 30 Gs 半正弦脉冲波, 沿 3 个互相垂直达的方向每个方向三次冲击共 18 次冲击)	<b>Appearance (外观) : No Damage</b> (没有损坏) <b>Discontinuity (断讯) : 1 <math>\mu</math> sec maximum.</b> (不能超过1微秒)
---	-----------------------------------	--	--

#### 7.4 ENVIRONMENTAL (环境)

ITEM	DESCRIPTION (类型)	TEST CONDITION (测试条件)	REQUIREMENT (要求)
1	<b>Thermal Shock</b> (冷热冲击)	<b>EIA 364-32</b> <b>10 cycles of:</b> <b>a) -55°C for 30 minutes</b> <b>b) +85°C for 30 minutes</b> (将连接器焊在 PCB 上后将其暴露在下列环境长件中循环 10 次: 置于-55° C $\pm$ 3° C 温度中 30 分钟, 再转换至+85° C $\pm$ 2° C 下 30 分钟, 再换至标准温度条件 10-15 分钟)	<b>Appearance: No Damage</b> (外观无损坏) <b>No functional failures allowed.</b> (不可有功能故障)
2	<b>Humidity Life</b> (耐湿性)	<b>EIA 364-31</b> <b>Test Condition A Method III</b> <b>168 Hours minimum (seven complete cycles).</b> (测试条件 A 方法 III, 至少 168 小时 (7 个工作日))	<b>Appearance: No Damage</b> (外观无损坏) <b>No functional failures allowed.</b> (不可有功能故障)
3	<b>Solder ability</b> (可焊性)	<b>Immerse the solder pin of the connector in solder bath at 245<math>\pm</math>5°C for 3<math>\pm</math>0.5sec.</b> <b>After dipped the pin in the flux 5sec.</b> (将端子脚浸入助焊剂中 5 秒, 然后将端子脚浸入 245 $\pm$ 5°C 的锡炉中 3 $\pm$ 0.5 秒)	<b>Solder wetting: 95% of immersed area must show voids, Pin holes.</b> (锡附着的面积应超过浸入表面积的 95%以上)


 <b>XB Connectivity</b>	Doc. No.	MICRO-A0162-31	Page No.	6/8
	Date Issued	2015-04-06	Prepared by	Josephine
	Date revised	2018-11-23	checked by	Jay
<b>Product Specification</b>	Rev. No.	01	Approved by	Mei Chen
<b>Title : MICRO USB CONN</b>				

4	<b>Salt Spray (盐雾)</b>	<b>EIA 364-26</b> <b>Connectors to 35+/-2°C.</b> <b>Humidity:85%(R.H). PH value:6.5~7.2</b> <b>and 5+/-1% salt condition for 48 hours.</b> <b>After test, rinse the sample with water</b> <b>and recondition the room temperature</b> <b>for 1 hour test CR and IR.</b> (将连接器放置在 35±2°C, 温度为 85% PH 值 6.5~7.2 和 5%浓度的实验箱内测试 48 小时, 测试后用水清洗样品, 放置室温 1 小时测试接触阻抗与绝缘阻抗)	<b>Appearance: No Damage</b> (外观无损坏) <b>No functional failures</b> <b>allowed.</b> (不可有功能故障)
5	<b>Resistance to Soldering heat (焊锡耐热性)</b>	<b>The contact of terminal shall be tested</b> <b>resistance to soldering heat in the</b> <b>following conditions. After Resistance</b> <b>to soldering heat test Contact</b> <b>Resistance.</b> (端子应在下列条件下做耐吃锡性试验, 焊锡耐热性后试接触阻抗) <b>In case of solder iron (2 time) 电烙铁(两次)</b> <b>Temperature 温度:≤350°C</b> <b>Time 时间: 5s+/-1s</b>	<b>Should not have any flaw</b> <b>scratch and crack.</b> (无任何裂痕、刮伤和破裂)
6	<b>IR-reflow (回流焊)</b>	<b>MIL-STD-202G method 210F</b> <b>Peak temperature time 260°C Max,10</b> <b>sec or more.</b> (峰值温度时间最高 260°C, 10 秒或以上) <b>Duration : 2 cycles (过炉 2 次)</b> <b>Lead-Free Solder (无铅锡膏):</b> <b>Sn96.5Ag3Cu0.5</b> <b>Refer to section 9 (请参阅第 9 条)</b>	Should not have any flaw scratch and crack (无任何裂痕、刮伤和破裂) <b>No visual damage to</b> <b>insulator.</b> (绝缘体不得有严重变形)

 <b>XB Connectivity</b>	Doc. No.	MICRO-A0162-31	Page No.	7/8
	Date Issued	2015-04-06	Prepared by	Josephine
	Date revised	2018-11-23	checked by	Jay
<b>Product Specification</b>	Rev. No.	01	Approved by	Mei Chen
<b>Title : MICRO USB CONN</b>				

## 8. Product Qualification and TEST GROUP (产品验证和测试分组)

XB Connectivity TEST ITEM (测试项目)		TEST GROUP (测试分组)				
		A	B	C	D	E
		TEST SEQUENCE				
1	Appearance (外观)	1,10	1,11	1,9	1,4	1,3
2	Low Level Contact Resistance (接触电阻)	3,9	3,10			
3	Insulation Resistance (绝缘电阻)			3,7		
4	Dielectric Withstanding Voltage (耐电压)			4,8		
5	Mating Force (插入力)	4,7	4,8			
6	Un-Mating Force (拔出力)	5,8	5,9			
7	Durability (寿命测试)	6				
8	Random Vibration (机械振动)		6			
9	Mechanical Shock (机械冲击)		7			
10	Thermal Shock (冷热冲击)			5		
11	Humidity Life (耐湿性)			6		
12	Solder ability (可焊性)				2	
13	Salt Spray (盐雾)					2
14	Reflow Soldering Heat Resistance (焊锡耐热性)				3	
15	IR-reflow (回流焊)	2	2	2		
	Number of Samples Required (所需样本数目)	5				

 <b>XB Connectivity</b>	Doc. No.	MICRO-A0162-31	Page No.	8/8
	Date Issued	2015-04-06	Prepared by	Josephine
	Date revised	2018-11-23	checked by	Jay
<b>Product Specification</b>	Rev. No.	01	Approved by	Mei Chen
<b>Title : MICRO USB CONN</b>				

## 9. SOLDERING 焊接：

9.1. Wave soldering (波峰焊)：DIP Suggestions solder temperature at 260°C(500°F)

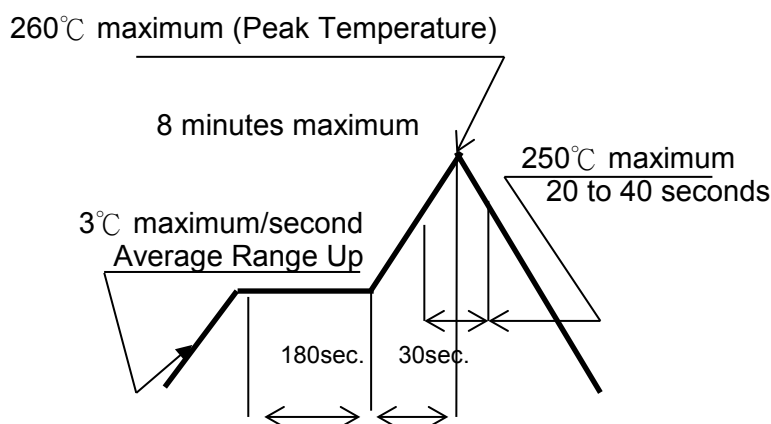
max.5 seconds . DIP 型推荐焊接焊锡温度为 260°C ( 500 °F) 最多 5 秒

9.2. Hand soldering (手焊)：Use a soldering iron of 30 watts controlled at 350°C

approximately 5 seconds. while applying solder.

使用 30W 烙铁控制温度在 350°C,焊接时长约 5 秒

9.3. Reflow soldering profile (回炉焊)：When the maximum temperature of the reflow furnace is 260 °C and the temperature is 260 °c. 10 seconds MAX. (reference) SMT 型回焊炉最高温度为 260°C，温度为 260°C 时，最长时间不超过 10 秒（如图）




(Preheat Temperature 预热温度: 150~200°C Maximum.)

Temperature Condition Graph. 温度状态图

(Temperature on Board Pattern Side )

Requirement 要求: No physical damaged or plastic melting.: 无物理损伤或塑料熔化

Rev.	Description	Date revised	Created/ Revised by
01	New Release	2021/04/15	Josephine Lin

 <b>XB Connectivity</b>	Doc. No.	MICRO-A0162-31	Page No.	9/8
	Date Issued	2015-04-06	Prepared by	Josephine
	Date revised	2018-11-23	checked by	Jay
<b>Product Specification</b>	Rev. No.	01	Approved by	Mei Chen
<b>Title</b> : MICRO USB CONN				

--	--	--	--