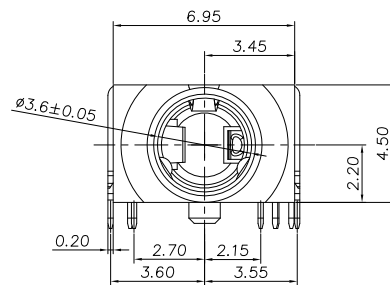
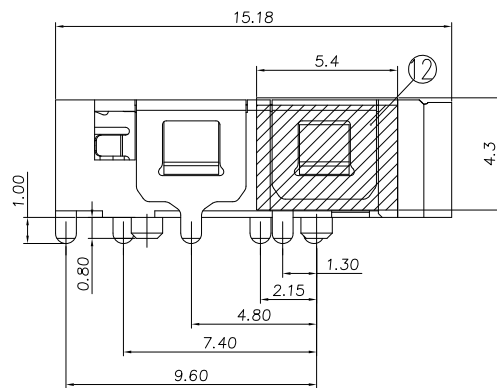
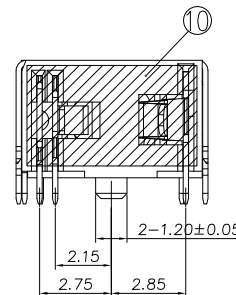
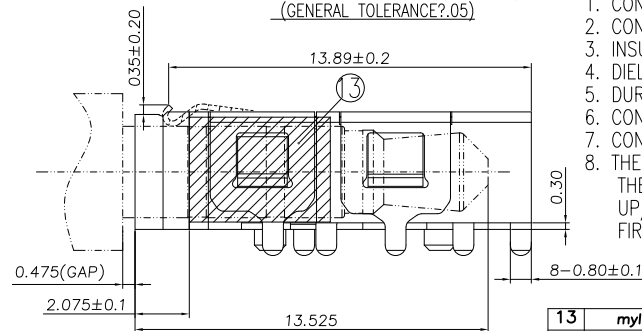




1. CONTACT CURRENT RATING: 12V 1A.
2. CONTACT RESISTANCE: 50mΩ MAX.
3. INSULATION RESISTANCE: 100MΩ MIN.500V DC;
4. DIELECTRIC WITHSTANDING: 500V AC MIN.;
5. DURABILITY: 5,000 CYCLES MIN.
6. CONNECTOR MATING FORCES: 29.4N (3.00Kgf) MAX.
7. CONNECTOR UNMATING FORCES: 2.94N(0.30Kgf) MIN.
8. THE PRODUCT MACHINE WITH A GAP THAT:  
THE FINISHED MACHINE WITH SOCKET BEFORE/  
UP/DOWN/LEFT/RIGHT SIDE OF 5,PROTECTION GAP  
FIRST PROPOSED THE DESING OF 0.15mm.



13	mylar 4	1	polyimide film	yellow
12	mylar 3	1	polyimide film	yellow
11	mylar 2	1	polyimide film	yellow
10	mylar 1	1	polyimide film	yellow
9	Housing	1	HIGH TEM	Black
8	Insulator	1	HIGH TEM	Black
7	Shell	1	COPPER ALLOY	Gold Flash On Contact Area And on Solder Tail Area,All over Nickel Plated .
6	Shunt terminal 6#	1	COPPER ALLOY	
5	Transfer Spring 5#	1	COPPER ALLOY	
4	Ring spring 4#	1	COPPER ALLOY	
3	Ring spring 3#	1	COPPER ALLOY	
2	Tip spring 2#	1	COPPER ALLOY	
1	Earth spring1 1#	1	COPPER ALLOY	
NO.	DESCRIPTION	QTY	MATERIAL	REMARK

CUSTOMER COPY		 东莞市溪榜电子有限公司 DONG GUAN XI BANG ELECTRONICS CO., LTD.	
TITLE:		Ø 3.50mm PHONE JACK CONN.	
PART NO.		J426R08GA1ZL2(记代码:J426-1)	
PRODUCT SPEC.		JH-RD-W06	
C ING	FILE NAME.	XB-J426R08GA1ZL 2	
SCALE	5:1	UNIT:mm	A4  SHEET: 1 of 2

PLUG SPEC			SCHEMATIC		AFTER INSERT SCHEMATIC	
						Angle X .X .XX
	A	8/20-15	NEW			
ECN NO.	REV	DATE	DESCRIPTION		CHANGE	APPRO. GENERAL TOOL UNLESS OTHERWISE